





Manual



Tips:

Treat promptly:
Use NEOBOOST® as soon as possible after birth.

Close at hand at all times:
Store it in the treatment box or in your overall.

Used at the correct temperature:
Don't apply cold. Keep the bottle in your overall pocket or in the farrowing room.

How do you see that NEOBOOST® works?

Reduced mortality first days after birth.

Increased activity of the piglet.

Less piglets with hypothermia.


Use NEOBOOST® for:

- 1 ✓ Lightweight piglet ✓ Weak piglet

2 Which piglets should you treat?

- ✓ **Low birthweight piglets:** treat the 5 lightest or the ones under 1.2 kilogram.
- ✓ **Weak piglets:** treat piglets that won't suckle themselves.

3 How to apply NEOBOOST®?



i Insert the dispenser deep inside the throat of the piglet.

i Avoid spilling by letting the pig swallow.

Don't use for:

- ✗ Strong piglet ✗ Not-viable piglet

Which piglets should you not treat?

- ✗ **Strong piglet:** will drink colostrum without help.
- ✗ **Not-viable piglet:** after treatment the piglet should be able to drink colostrum.

4 Treat, evaluate and repeat as needed:



i Treat within 2 hours of birth, check after 4 hours and repeat treatment when needed.

> How does NEOBOOST® work?

NEOBOOST® gives the piglet extra appetite simultaneously with a sugar rush; motivation and energy to drink a lot of colostrum.

> When do you apply NEOBOOST®?

- Directly after birth to avoid hypothermia.
- When the piglet does not start drinking on its own.
- Whenever the piglet is in need for extra energy and appetite, for example when moving to a foster sow.

> More information?

Questions or additional information:
www.nuvan.net

NEOBOOST®

PREMIUM